




DR. VIRENDRA SWARUP PUBLIC SCHOOL, KALYANPUR

SESSION: 2022-23

Class II



Dear Students,

Summer is the time to relax, be productive and get ahead. As important as it is to rest and enjoy, it is equally necessary to continue to learn. To utilize this time in the most constructive way we have compiled a set of sheets and some activities to keep you engaged in learning activities during the summer vacation.

POINTS TO NOTE:

- The holiday homework in all subjects will be marked out of 10. No marks will be given in case the holiday homework is not submitted.
- Get the printout of all the sheets and complete the work.
- All the sheets should be well labelled.
- The work should be neatly done under the supervision of parents.
- The work in different subjects should be handed over to the concerned subject teacher latest by 8th July 2022.

TAKE TIME OUT:

- Practise speaking simple sentences in English.
- Reading is one of the best summer activities. Spending an hour everyday helps to improve reading skills, to gain knowledge and improve vocabulary.
- To improve writing skills, engage yourself in writing atleast one page in cursive daily.
- To come close to the nature spend some time in gardening. Plant different types of herbs, shrubs or trees.
- Help your elders in small household chores.

HAVE AN ENJOYABLE SUMMER BREAK!



Summer Holiday Home Work

English

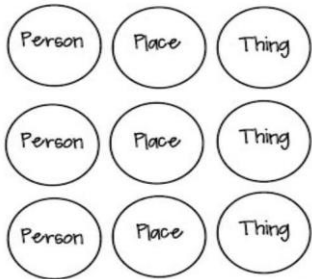

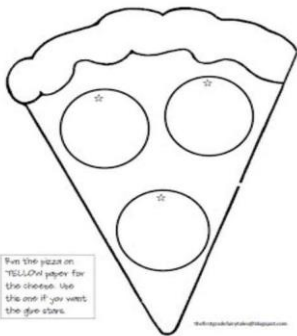
Make your own Proper and Common Noun Pizza. Doing anything food related (even without actual food) makes you happy. In this fun activity, you will cut out pepperoni and glow them on the corresponding common or proper noun pizza.

Step 1- Run the pizza on yellow paper for the cheese and create a FREEBIE.

Step 2- Run the pepperoni circles on RED.

Step 3- Run the crusts on Brown paper. Place on top of cheese where it matches.

**Now make your own pizzas. The little stars * are where you will put your glue so that your little pepperonis would flap up.



Step (1)

Step (2)

Step (3)

Mathematics

1. Revise the tables 2 to 4
2. 'Number story'

Create a short funny story using any numbers between 1 to 100, also write at the end of the sheet how many odd and even numbers you have used to complete your story. Paste it on a colourful A4 sheet.

EVS:-

PROJECT - Hot Air Balloon Art Activity

1. Create your own Hot Air Balloon using the material (small paper plates, brown construction papers, ribbons, pompoms, buttons etc.). Count the

number of shapes used in doing this activity and write in a sheet of paper. Also, find out information about 'Hot Air Balloon' and write 10 lines on it on a colorful A4 sheet.



Hot Air Balloon Process Art Activity



2. Read the chapters:

- Ch.1 My Body
- Ch.2 Keeping Fit
- Ch.3 My Family

Hindi

a) Hindi language

- 1 से 30 तक गिनती अंको और शब्दों में याद करिए।
- दिनों और महीनों के नाम याद करिए।

b) Hindi literature

- पाठ – मणी का जन्मदिन याद करिए।
- बादल कविता याद करिए।
- अपने अंगूठे के निशान का प्रयोग करके भिन्न-भिन्न पशु पक्षियों के सुंदर चित्र बनाकर एक शीट पर उनकी विशेषताओं को प्रकट करने वाले वाक्यों को लिखिए व उन वाक्यों में प्रयुक्त हुए विशेषण शब्दों पर गोला लगाकर चिन्हित कीजिए।

Computer

1. With the help of a coloured art sheet, cut a shape of any one part of computer. Paste it on a white art sheet and write five lines on it.
2. Do the given worksheet.

G.K.

1. Learn the given current affairs sheet

Art and Craft (Attempt the following)

- 1- Page No.27- Grazing in the field (grass pasting activity)
- 2- Page No.28- Cat (Q-tip impression activity)

Art Integrated Learning Project Work

- Subjects Integrated - Art and Craft, EVS, English
- Nature of the activity - Individual
- Type of Activity - Visual
- Materials Required - Shallow handleless cane or bamboo baskets, white acrylic paint (To prime your basket with), acrylic paint (in three other colours), masking tape, flat paint brushes, small nails, thumbtacks or wall putty.
- Arunachal Pradesh's basketry is beautiful because of the fine texture and unusual shapes of cane and bamboo baskets which are used for storing and carrying paddy, fuel and water, preparing rice plates etc. Painted Basket Wall Art - A kiddo friendly project that can take few minutes to create but has an impact on your wall. Instead of paper, why not paint on shallow baskets? So, colour the basket and enjoy a happy cluster of fun!





DR.VIRENDRA SWARUP PUBLIC SCHOOL, KALYANPUR
SESSION 2022-23
HOLIDAY HOMEWORK WORKSHEET
CLASS: - II

Name : _____

Subject: - English

Date: _____

Roll No. : _____


Q1. Match the cause to its effect. Write the correct letter on the line: -

<u>Effect</u>	<u>Cause</u>
1. Sue covered her ears because...	a. it jumped into the pool.
2. Louie bought a cake because...	b. she forgot it in the microwave.
3. The water dropped his tray of food because...	c. the siren on the firetruck was very loud.
4. Paul did his homework at night because...	d. he was hot and thirsty after running outside.
5. The popcorn mom made burned because....	e. it is his mom's birthday.
6. Ian received his black belt in karate because....	f. he had soccer practice after school.
7. Julie's mom brought Julie to the doctor because..	g. he passed the final test.
8. The dog was all wet because...	h. he tripped on a napkin and fell.
9. The milk was sour because...	i. someone took it out and left it on the counter.
10. George had a drink because...	j. she had a fever.


Q2. Pick out the Nouns in the following sentences and write them in the blank spaces given.


1. Her father is a teacher. _____
2. A peacock is a beautiful bird. _____
3. There is a nest on the tree. _____
4. Our house has three bedrooms. _____
5. Goats and sheep are grazing in the field. _____
6. I have washed my hands and face. _____

Q3. Fill in the blanks with the names of pictures to complete the paragraph.


Kamal and Kiran are going for a picnic with their parents. Kamal wants to take his bat and ball with him. Kiran is putting her  _____ and a




_____ in her  _____.

Mother has told the children to wear their  _____. Father will be carrying a big



_____. They will carry with them a big  _____ of

snacks and  _____. Mother has packed sandwiches, pastries and toffees.

They will take their pet  _____, Bruno with them. They will go to the

park in their  _____.

Q4. Colour the correct words :

1. I right write with my left hand.
2. I here hear the church bells ringing.
3. Amit is Mr. Gupta's son sun .
4. There are four for books in the shelf.
5. This pink and blue blew dress is mine.
6. This is hour our school library.
7. I like to swim in the see sea .
8. The flower flour smells sweet.



DR. VIRENDRA SWARUP PUBLIC SCHOOL, KALYANPUR

SESSION: 2022-23

WORKSHEET

Subject: Maths

Date:

Class: II

Name: _____

Roll No.: _____

A. Mental Maths:

I. Name the sixth month of the year. _____

II. If today is Friday, what day was it yesterday?

III. 6 hundred + 6 tens + 9 ones is equal to.... _____

IV. How many days are there in a year? _____

V. What is 11 more than 23? _____

VI. What is 10 less than 66? _____

VII. How many faces does a cube have? _____

VIII. What is the number name of 999? _____

B. Fill in the missing numbers:

$$100 + \underline{\quad} + 4 = 134$$

$$\underline{\quad} + 60 + 2 = 562$$

$$900 + \underline{\quad} + 9 = 909$$

$$600 + 70 + \underline{\quad} = 677$$

C. Solve the given sums:

Write all even numbers between

(1) 276 and 288 _____ _____ _____ _____

(2) 452 and 464 _____ _____ _____ _____

(3) 768 and 780 _____ _____ _____ _____

D. Ordinal Number 1st to 10th :

Complete the sentences with the correct ordinal numbers.

- 1- The _____ floor is painted red.
- 2- There is a balcony on the _____ floor.
- 3- There is a dog on the _____ floor.
- 4- There is only one window on the _____ floor.
- 5- There are flowers on the _____ floor.
- 6- There is a boy on the _____ floor.
- 7- The _____ floor is under the second floor.
- 8- The _____ floor is under the roof.
- 9- The _____ floor is painted purple.
- 10- There are yellow curtains on the _____ floor.



DR. VIRENDRA SWARUP PUBLIC SCHOOL, KALYANPUR

SESSION: 2022-23

WORKSHEET

Subject: EVS

Date:

Class:II

Name:

Roll No.:

A. Answer the following in complete sentence.

I. What is your name?

II. How old are you?

III. When is your birthday?

IV. What is your hobby?

B. Complete the given sentences by filling the names of appropriate body organ.

I. Your _____ does all your thinking and tells the other parts of your body what to do.

II. Your _____ pumps blood around your body.

III. Your _____ bring air in and out of your body.

IV. Your _____ digests your food breaking it down.

C. Match the internal body parts with the function they perform.



Helps to breathe

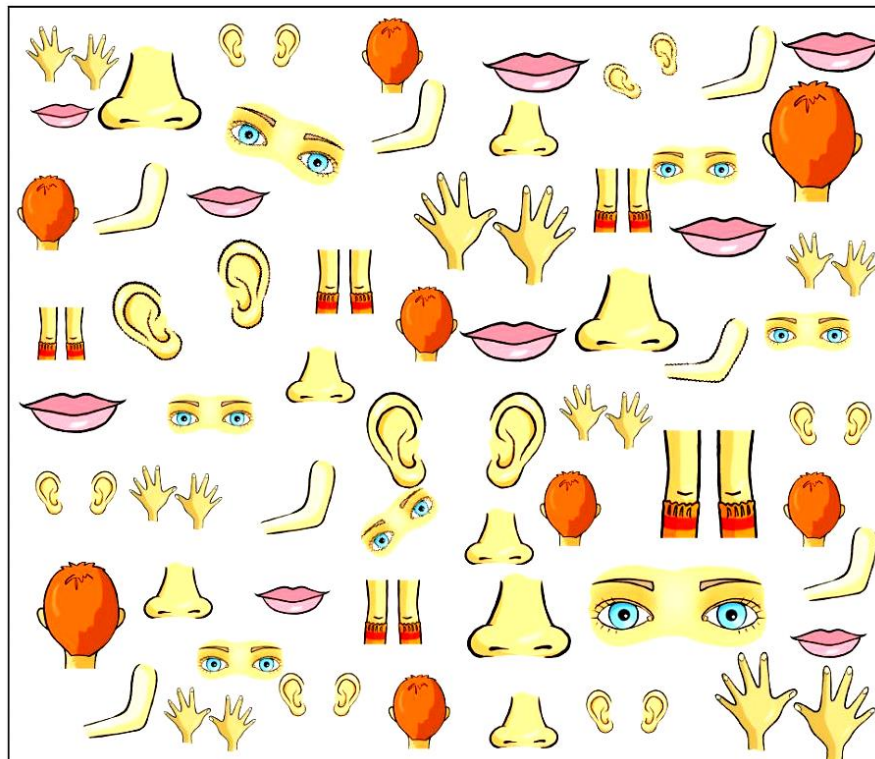
Pumps blood

Helps to digest food

Helps to think

Filters the waste

D. Activity 'I Spy' - Count and write the number of each body part in the box given below:



Hands _____ Ears _____

Eyes _____ Nose _____

Lips _____ Arms _____


Heads _____ Legs _____

E. Write 'Good' or 'Bad' for the given statements.

- I. Sleeping late after 11 pm. _____
- II. Eating fruits and vegetables. _____
- III. Exercising only some times. _____
- IV. Using handkerchief to blow your nose. _____
- V. Eating junk food everyday. _____

F. Write five sentences about staying healthy. Use the vocabulary given below:

(get enough sleep, drink water, get fresh air, exercise daily, eat fruits)





DR. VIRENDRA SWARUP PUBLIC SCHOOL, KALYANPUR

SESSION: 2022-23

WORKSHEET

Subject: EVS

Date:

Class:II

Name:

Roll No.:

A. Answer the following in complete sentence.

I. What is your name?

II. How old are you?

III. When is your birthday?

IV. What is your hobby?

B. Complete the given sentences by filling the names of appropriate body organ.

I. Your _____ does all your thinking and tells the other parts of your body what to do.

II. Your _____ pumps blood around your body.

III. Your _____ bring air in and out of your body.

IV. Your _____ digests your food breaking it down.

C. Match the internal body parts with the function they perform.



Helps to breathe

Pumps blood

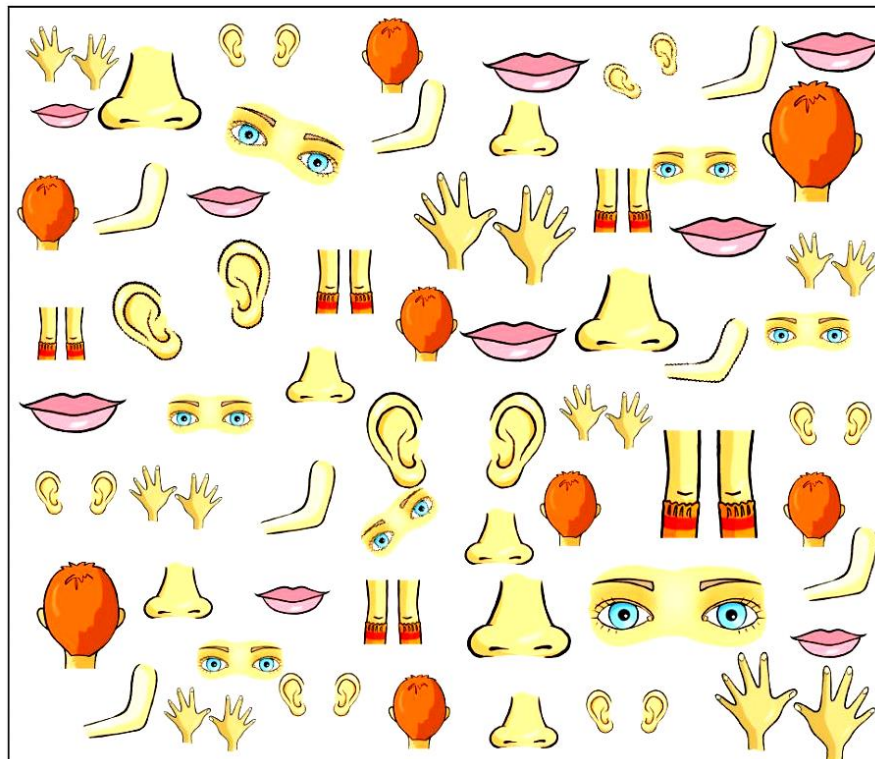
Helps to digest food

Helps to think

Filters the waste

D. Activity 'I Spy' - Count and write the number of each body part in the box

given below:



Hands _____ Ears _____

Eyes _____ Nose _____

Lips _____ Arms _____

Heads _____ Legs _____

E. Write 'Good' or 'Bad' for the given statements.

I. Sleeping late after 11 pm. _____

II. Eating fruits and vegetables. _____

III. Exercising only some times. _____

IV. Using handkerchief to blow your nose. _____

V. Eating junk food everyday. _____

F. Write five sentences about staying healthy. Use the vocabulary given below:

(get enough sleep, drink water, get fresh air, exercise daily, eat fruits)



DR. VIRENDRA SWARUP PUBLIC SCHOOL, KALYANPUR

SESSION 2022-23

HOLIDAY HOMEWORK WORKSHEET

SUBJECT - HINDI

Name: _____

Class – 2

Date: _____

Roll No. _____

प्र0-1 चित्र लेखन – (चित्र देखकर कोई पाँच वाक्य लिखिए) –

मेरा जन्मदिन





DR. VIRENDRA SWARUP PUBLIC SCHOOL, KALYANPUR

Session 2022-23

Worksheet

Name: _____

Class – 2

Date: _____

Roll No. _____

प्र0-2 निम्न गद्यांश को पढ़कर नीचे लिखे प्रश्नों के सही उत्तर दीजिए –

एक बड़े नीम के पेड़ के पास से जानवरों की दौड़ शुरू हुई। दोनों को मैदान से होकर पहाड़ी के दूसरे छोर तक दौड़ना था। दौड़ के अंत वाले स्थान पर गीदड़ और उसके साथियों को खड़ा किया गया। खरगोश झंडा लिए नीम के पेड़ के पास खड़ा था। उसने झंडा हिलाते हुए कहा – रेडी, स्टेडी, गो!

सुनते ही बारहसिंगे और चीता दौड़ पड़े।

(i) दौड़ कहाँ से शुरू हुई?

उ0—
.....

(ii) पहाड़ी के दूसरे छोर पर गीदड़ के साथ किसको खड़ा किया गया था?

उ0—
.....

(iii) झंडा दिलाते हुए खरगोश ने क्या कहा?

उ0—
.....

(iv) रिक्त स्थान भरिए—

(क) एक बड़ा का पेड़ था।

(ख) झंडा ने हिलाया।

(ग) और दौड़ पड़े।

प्र0-3 सही शब्द चुनकर सही शीर्षक के सामने लिखिए –

आलू,	कानपुर,	गुलाब,	लाल,	केला,
दिल्ली,	सेब,	पीला,	टमाटर,	कमल

(i) शहर —

(ii) सब्जी —

(iii) फल —

(iv) फूल —

(v) रंग —



DR. VIRENDRA SWARUP PUBLIC SCHOOL, KALYANPUR

SESSION : 2022-23

HOLIDAY HOMEWORK WORKSHEET

Class : II


Date : _____

Subject : COMPUTER

Name : _____

Roll No.: _____

1. Colour the picture and label the parts of computer:



B. Identify the picture and write missing letter.

1.



P _ O _ E

2.



L _ P _ O _

3.



C _ M _ U _ E _



T _ A _ T _ R

c. Unscramble the jumbled words.

- 1. CAMHNEI _____
- 2. COPEUMTR _____
- 3. EELCTIRCITYI _____
- 4. NTRULAA _____
- 5. TINHGS _____

D. Circle the name of five machines in the word search :

P	S	A	C	N	X	O	J	L
V	R	F	A	N	C	U	K	A
L	W	G	R	C	Q	J	N	P
C	O	M	P	U	T	E	R	T
M	N	C	O	Q	N	R	S	T
H	A	K	M	S	D	M	K	O
U	S	N	X	F	T	S	T	P
M	D	L	C	K	P	D	F	S
R	T	O	S	T	O	R	S	I

Q. Answer the following questions –

1. Write five qualities of a computer.

2. Write any five differences between a Man and a Computer.
